

Project by :



**Pinnacle Spm Group**  
The best in the business

Rendered & Design At:  098983 71717



**NANO CITY**  
— A Smart Move! —



# Welcome

No other industry has such an immediate and significant impact on quality of life as that of real estate. At Pinnacle Spm Group, we consider it a privilege to play a role in enriching lives through world-class architecture that sets new standards for customer centricity, architectural design, quality and safety.

Pinnacle Spm Group approach is backed up by ongoing research, developing insights into the importance of natural elements, light, fresh air and space and of the connections between every project and its surrounding community.

This customer centricity is a critical factor in the success of Pinnacle Spm Group, measured not just in terms of scale and profits but also in quality of life.



# A Glimpse of Breathless Arrangements For You

Delight in ... to explore that a home can be more than just a home with added charms.



## NANO CITY

A Smart Move!



## Homes With A Promise of Happiness

Cross the threshold Nano City and enter in a happy environment where everything is designed and presented the way you always dream. From lavish amenities to advantageous location, from artistic architecture to safe planning... it is not a home. It is promise of your happiness that we have fulfilled.

# Gift Your Little Ones a Joyful Childhood

There is no greater joy in the world but to see your children laugh, play and enjoy in abundance. There is more than enough space for them here to form innocent friendships and make sweet childhood memories.





# Layout Plan



COMMERCIAL COMPLEX

6 M WIDE DRIVE WAY

ENTRY

A WING

B WING

C WING

PARKING AREA

PARKING AREA

PARKING AREA

PARKING AREA

PARKING AREA

PARKING AREA

PARKING AREA

PARKING AREA

GAZEBO

GARDEN

CHILDREN PLAY AREA

SENIOR CITIZEN AREA

CLUB HOUSE

SOCIETY OFFICE

SOCIETY OFFICE

DRIVERS ROOM

SOCIETY OFFICE

METER ROOM

METER ROOM

METER ROOM

ENTRANCE LOBBY

ENTRANCE LOBBY

ENTRANCE LOBBY

ENTRANCE LOBBY

ENTRANCE LOBBY

LIFT

LIFT

LIFT

LIFT

LIFT

PARKING AREA

TOILET

UP

UP

UP

UP

UP

UP

TOILET

TOILET

TOILET

TOILET

E.D.

E.D.



# Wing B

1st, 3rd, 5th, 7th, 9th,  
& 11th Floor Plan



# Wing B

2nd, 4th, 6th, 8th, 10th,  
Floor Plan



Refuge Area  
At 8th Floor





# Wing C Typical Floor Plan

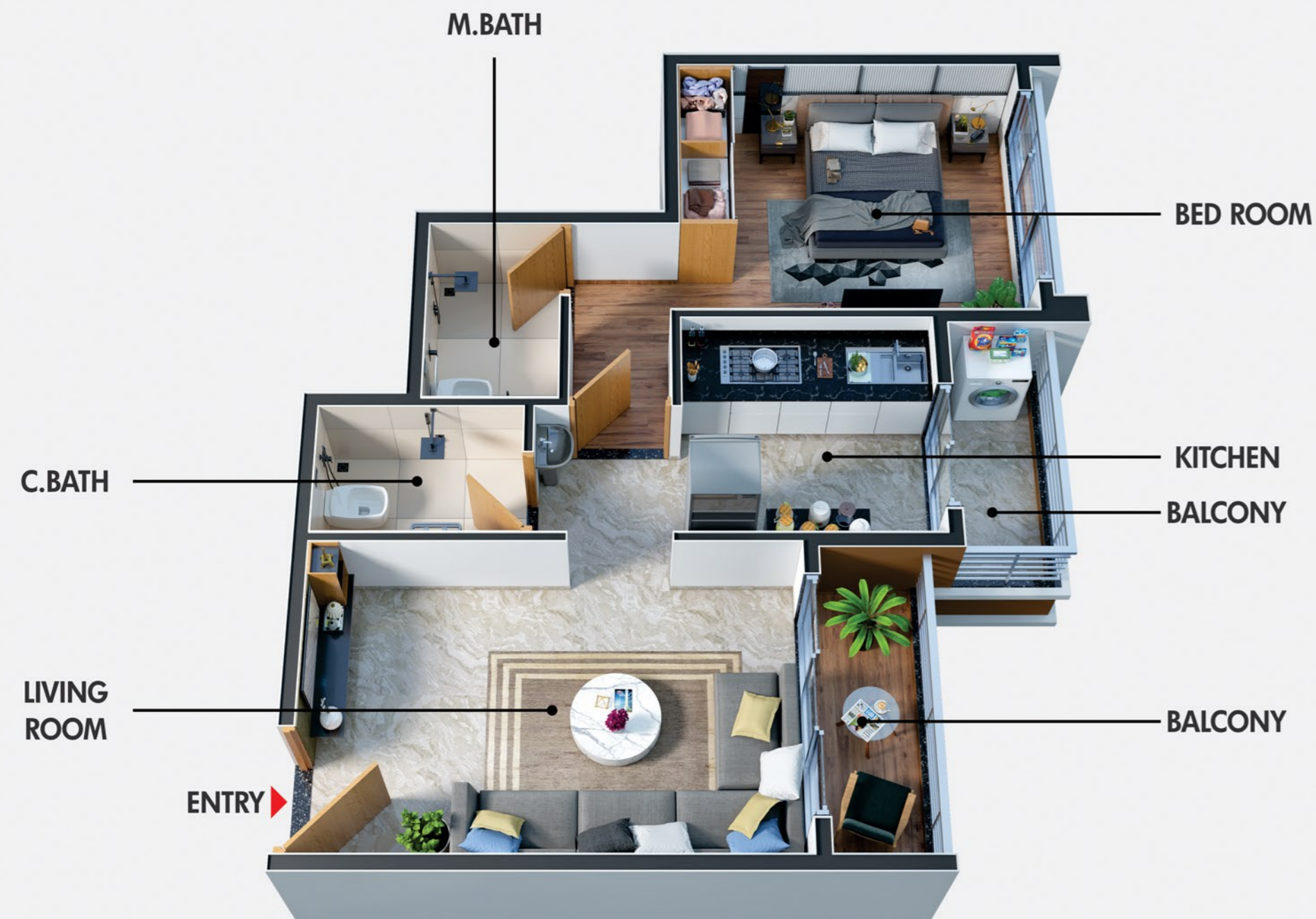


# 1 RK Isometric View

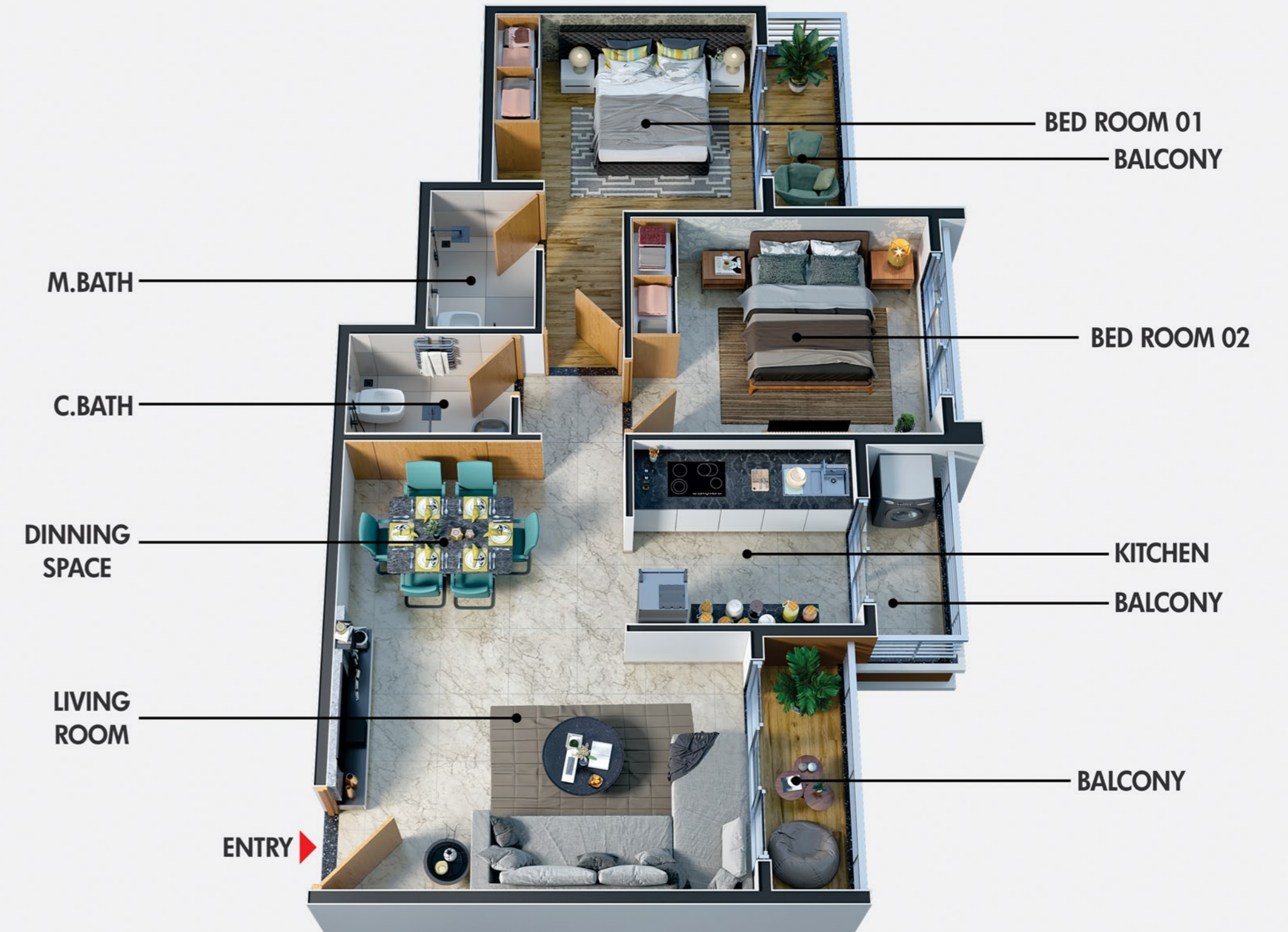




1 BHK  
Isometric View



2 BHK  
Isometric View





# Amenities



CLUB HOUSE



INDOOR GAME



GYM



CHILDREN PLAY AREA



SECURITY OFFICE



LIFT WITH POWER BACKUP



GAZEBO



CCTV CAMERA



SENIOR CITIZEN AREA



LANDSCAPE GARDEN



24 HOURS SECURITY



PARKING AREA





## Specification

- **Structure**  
R.C.C. Frame structure of superior quality designed for earthquake safety.
- **Flooring**  
Vitrified flooring in all rooms.
- **Kitchen**  
Granite top kitchen platform with S.S. Sink and design tiles to beam level.
- **Plumbing**  
Concealed plumbing with Branded C.P. Fitting.  
Branded Sanitary ware concealed fittings.
- **Bathroom & Toilet**  
Full height design tiles in bathroom and W.C.
- **Doors**  
Decorative main entrance door in living room with night latch.
- **Window**  
Powder-coated aluminum sliding windows.
- **Electric**  
Adequate electric points with concealed ISI MARK copper wiring.
- **Plaster & Paints**  
Good quality paint in internal and external wall.
- **Elevators**  
Branded lift with power backup.

# Don't Just Dream, Start Living Your Dream.

wake up to serene sun rises and starlit nights. Stay above the din of traffic and chaos. Enjoy open skies and panoramic city viwes. For once, you aren't dreaming. you're living your dream.





## Our Completed Projects :



**Hill View Apartment**  
Kharghar



**Pinnacle Presidency**  
Kharghar



**Pinnacle Blossom**  
Kalamboli



**Sai Siddhi**  
Badlapur (E)



**Sai Shruti**  
Badlapur (E)



**Om Niwas**  
Badlapur (E)



**Sai Krupa**  
Badlapur (E)



**Morya Apartment**  
Badlapur (E)



**Sai Darshan**  
Badlapur (W)



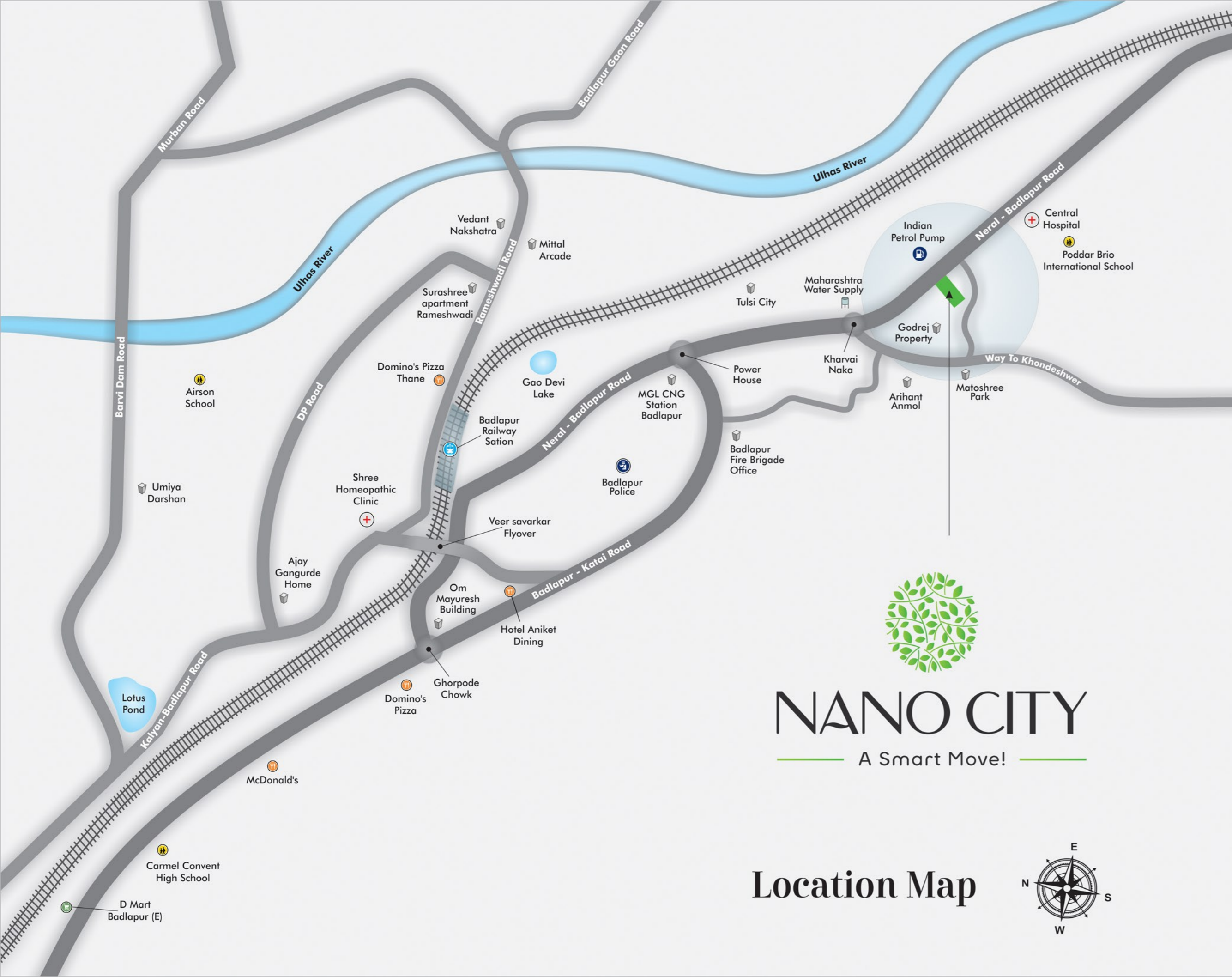
**Omkar**  
Badlapur (E)



**Janmada Apartment**  
Badlapur (E)



**Mercury Paradise**  
Badlapur (W)



## Location Map



## Project Highlights

- |   |   |
|---|---|
| 1 Poddar Brio International School - 0.5 km | 6 Proposed Godrej School - 0.1 Km               |
| 2 Central Hospital - 0.5 km                 | 7 Proposed Panvel And Gujrat Highway - 0.2 Km   |
| 3 Neral Karjat Highway - 0 km               | 8 Upcoming International Airport - 20 Min Drive |
| 4 Market - 0.2 km                           | 9 Badlapur Railway Station 5 Mins Drive         |
| 5 Patel Mart / D-mart - 0.1 Km              |   |

## Site Address :

Survey No. 8/1A, Opp. Indian Oil Petrol Pump, Nr. Godrej Vihaa, Joveli village, Badlapur East, Dist. - Thane, 421503

Contact : 77220 88222 | 1800 2666 026

[E] Sales@bestpropdeal.com | [W] <http://www.bestpropdeal.com/?property=NANO-City>

Maha Rera Regd. No.



P51700028880

Architect :



STUDIO ARCHICULTURE  
AR.VISHAL DALAL

RCC :



Legal Advisor

Adv  
Sanman Pathari

Rendered & Design By :



98983 71717

Marketed by :



BestpropDeal  
REALTORS & DEVELOPERS  
A51700007696

This project has been registered via Maha rera no. P51700028880 is available on the website <https://maharera.mahaonline.gov.in> under registered projects.

**Disclaimer :** The plans & specifications, Images & other details herein are only indicative and the developers / owners reserves the rights to change any or all of these in the interest of the continual developments in the design and quality of construction. the printed material dose not consultate an offer and / or contract of any type between the developers / owners and the recipient. any purchase of this development shall be governed by the terms & conditions of the agreement for sale entered into between the parties.